

Biotinylated Human IL-17A/CTLA-8 Protein

Cat. No. ILA-HM418B

Description

Source	Recombinant Biotinylated Human IL-17A/CTLA-8 Protein is expressed from HEK293 with His tag and Avi tag at the C-Terminus.
	It contains Gly24-Ala155.
Accession	Q16552-1
Molecular Weight	The protein has a predicted MW of 18.2 kDa. Due to glycosylation, the protein migrates to 16-30 kDa based on Tris-Bis PAGE result.
Endotoxin	Less than 1EU per µg by the LAL method.
Purity	> 95% as determined by Tris-Bis PAGE

Formulation and Storage

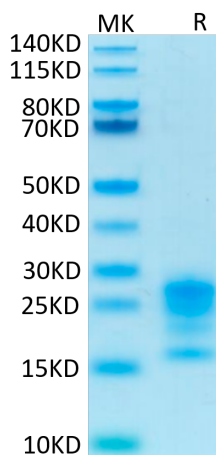
Formulation	Lyophilized from 0.22µm filtered solution in PBS (pH 7.4). Normally 8% trehalose is added as protectant before lyophilization.
Reconstitution	Centrifuge the tube before opening. Reconstituting to a concentration more than 100 µg/ml is recommended. Dissolve the lyophilized protein in distilled water.
Storage	-20 to -80°C for 12 months as supplied from date of receipt. -20 to -80°C for 3-6 months in unopened state after reconstitution. 2-8°C for 2-7 days after reconstitution. Recommend to aliquot the protein into smaller quantities for optimal storage. Please minimize freeze-thaw cycles.

Background

Interleukin17A (IL17A), also known as CTLA8, is a 1520 kDa glycosylated cytokine that plays an important role in antimicrobial and chronic inflammation. The six IL17 cytokines (IL17AF) are encoded by separate genes but adopt a conserved cystine knot fold. IL-17A is a ligand for IL17RA and IL17RC. The heterodimer formed by IL17A and IL17F is a ligand for the heterodimeric complex formed by IL17RA and IL17RC. Involved in inducing stromal cells to produce proinflammatory and hematopoietic cytokines.

Assay Data

Tris-Bis PAGE



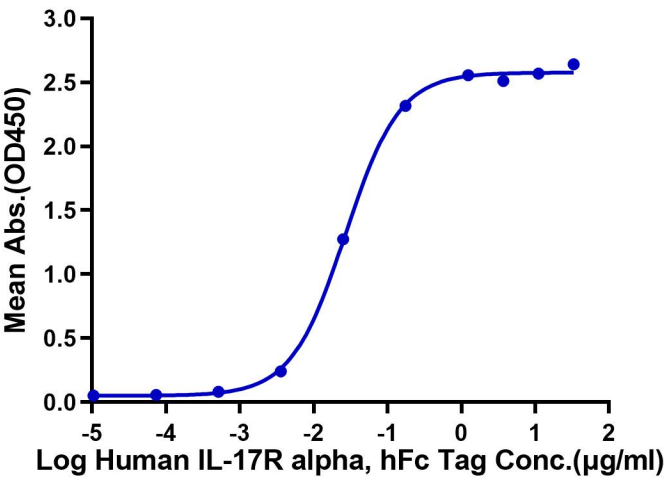
Biotinylated Human IL-17A on Tris-Bis PAGE under reduced condition. The purity is greater than 95%.

ELISA Data

Assay Data

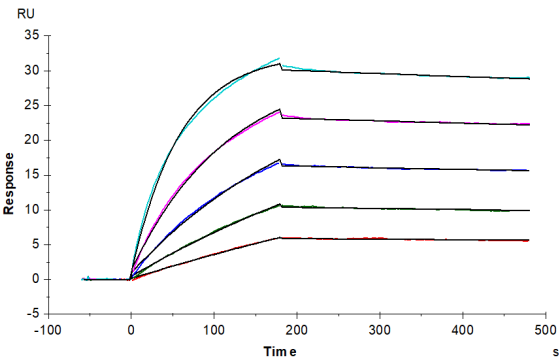
Biotinylated Human IL-17A, His Tag ELISA

0.2µg Biotinylated Human IL-17A, His Tag Per Well



Immobilized Biotinylated Human IL-17A, His Tag at 2µg/ml (100µl/well) on the streptavidin precoated plate (5µg/ml). Dose response curve for Human IL-17R alpha, hFc Tag with the EC50 of 27.0ng/ml determined by ELISA (QC Test).

SPR Data



Human IL-17R alpha, hFc Tag captured on CM5 Chip via protein A can bind Biotinylated Human IL-17A, His-Avi Tag with an affinity constant of 2.18 nM as determined in SPR assay (Biacore T200).