

Mouse CD40/TNFRSF5 Protein



Cat. No. CD4-MM140

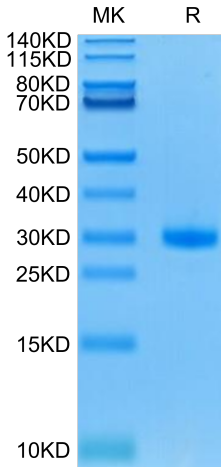
Description	
Source	Recombinant Mouse CD40/TNFRSF5 Protein is expressed from HEK293 with His tag at the C-Terminus. It contains Val24-Arg193.
Accession	P27512-1
Molecular Weight	The protein has a predicted MW of 19.9 kDa. Due to glycosylation, the protein migrates to 30-35 kDa based on Tris-Bis PAGE result.
Endotoxin	Less than 1EU per µg by the LAL method.
Purity	> 95% as determined by Tris-Bis PAGE > 95% as determined by HPLC

Formulation and Storage	
Formulation	Lyophilized from 0.22µm filtered solution in PBS (pH 7.4). Normally 8% trehalose is added as protectant before lyophilization.
Reconstitution	Centrifuge the tube before opening. Reconstituting to a concentration more than 100 µg/ml is recommended. Dissolve the lyophilized protein in distilled water.
Storage	-20 to -80°C for 12 months as supplied from date of receipt. -20 to -80°C for 3-6 months in unopened state after reconstitution. 2-8°C for 2-7 days after reconstitution. Recommend to aliquot the protein into smaller quantities for optimal storage. Please minimize freeze-thaw cycles.

Background	
CD40 is a costimulatory protein found on antigen presenting cells and is required for their activation. The binding of CD154 (CD40L) on TH cells to CD40 activates antigen presenting cells and induces a variety of downstream effects. CD40 molecule is a potential target for cancer immunotherapy. There are number of completed and ongoing clinical trials where agonistic anti-CD40 monoclonal antibodies are employed to activate an anti-tumor T cell response via activation of dendritic cells.	

Assay Data

Tris-Bis PAGE



Mouse CD40 on Tris-Bis PAGE under reduced condition. The purity is greater than 95%.

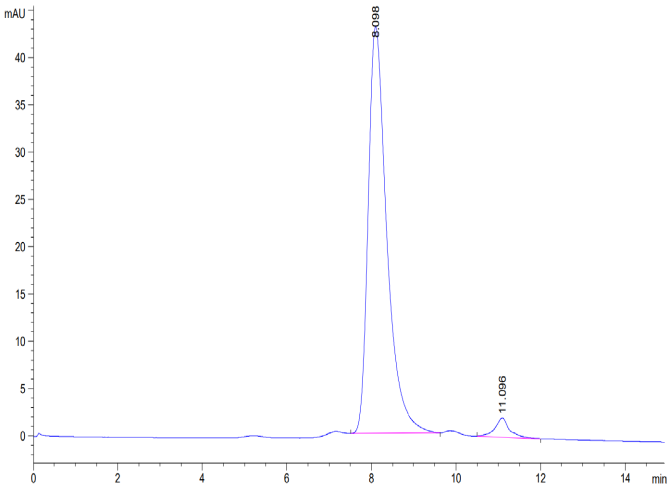
SEC-HPLC

Mouse CD40/TNFRSF5 Protein

Cat. No. CD4-MM140



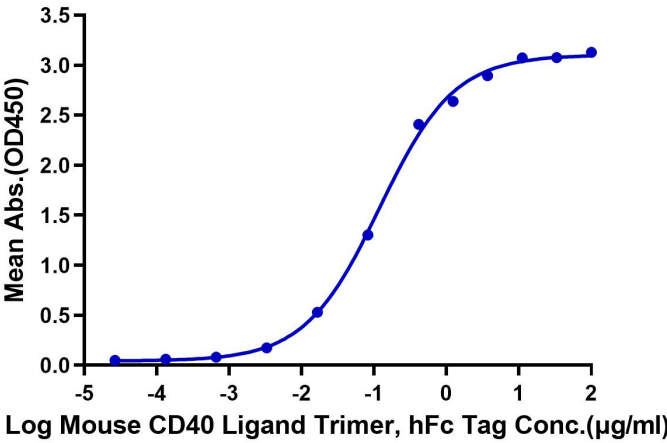
Assay Data



The purity of Mouse CD40 is greater than 95% as determined by SEC-HPLC.

ELISA Data

Mouse CD40, His Tag ELISA
0.1µg Mouse CD40, His Tag Per Well



Immobilized Mouse CD40, His Tag at 1µg/ml (100µl/well) on the plate. Dose response curve for Mouse CD40 Ligand Trimer, hFc Tag with the EC50 of 0.12µg/ml determined by ELISA.