

Human CD30/TNFRSF8 Protein



Cat. No. CD3-HM230

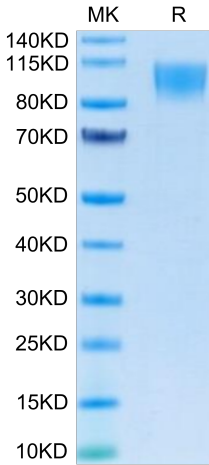
Description	
Source	Recombinant Human CD30/TNFRSF8 Protein is expressed from HEK293 with hFc tag at the C-Terminus. It contains Phe19-Lys379.
Accession	P28908-1
Molecular Weight	The protein has a predicted MW of 65.2 kDa. Due to glycosylation, the protein migrates to 80-115 kDa based on Tris-Bis PAGE result.
Endotoxin	Less than 1EU per µg by the LAL method.
Purity	> 95% as determined by Tris-Bis PAGE > 95% as determined by HPLC

Formulation and Storage	
Formulation	Lyophilized from 0.22µm filtered solution in PBS (pH 7.4). Normally 8% trehalose is added as protectant before lyophilization.
Reconstitution	Centrifuge the tube before opening. Reconstituting to a concentration more than 100 µg/ml is recommended. Dissolve the lyophilized protein in distilled water.
Storage	-20 to -80°C for 12 months as supplied from date of receipt. -20 to -80°C for 3-6 months in unopened state after reconstitution. 2-8°C for 2-7 days after reconstitution. Recommend to aliquot the protein into smaller quantities for optimal storage. Please minimize freeze-thaw cycles.

Background	
The transmembrane receptor CD30 (TNFRSF8) and its ligand CD30L (CD153, TNFSF8) are members of the tumor necrosis factor (TNF) superfamily and display restricted expression in subpopulations of activated T-and B-cells in nonpathologic conditions. CD30 expression is upregulated in various hematological malignancies, including Reed-Sternberg cells in Hodgkin's disease (HD), anaplastic large cell lymphoma (ALCL) and subsets of Non-Hodgkin's lymphomas (NHLs).	

Assay Data

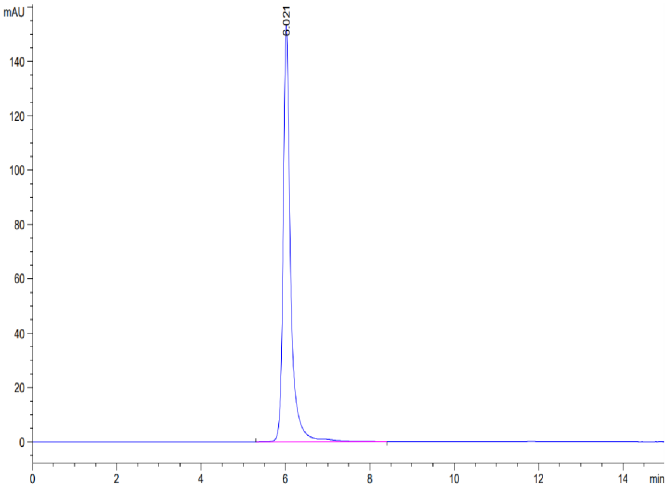
Tris-Bis PAGE



Human CD30 on Tris-Bis PAGE under reduced condition. The purity is greater than 95%.

SEC-HPLC

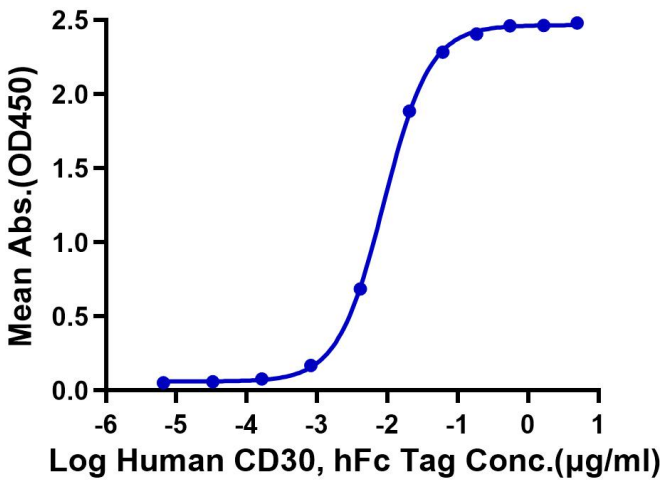
Assay Data



The purity of Human CD30 is greater than 95% as determined by SEC-HPLC.

ELISA Data

**Human CD30, hFc Tag ELISA**  
0.5µg Human CD30 Ligand, His Tag Per Well



Immobilized Human CD30 Ligand, His Tag at 5µg/ml (100µl/well) on the plate. Dose response curve for Human CD30, hFc Tag with the EC50 of 8.9ng/ml determined by ELISA.