

# Cynomolgus B7-1/CD80 Protein

Cat. No. B71-CM180



## Description

Source	Recombinant Cynomolgus B7-1/CD80 Protein is expressed from HEK293 with His tag at the C-Terminus.
	It contains Val35-Asn242.
Accession	G7NXN7
Molecular Weight	The protein has a predicted MW of 25 kDa. Due to glycosylation, the protein migrates to 40-50 kDa based on Tris-Bis PAGE result.
Endotoxin	Less than 1EU per µg by the LAL method.
Purity	> 95% as determined by Tris-Bis PAGE
	> 95% as determined by HPLC

## Formulation and Storage

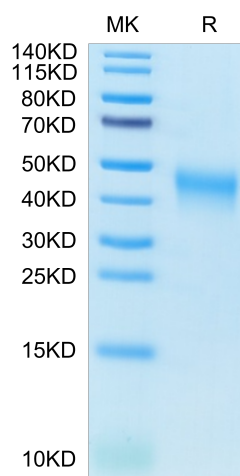
Formulation	Lyophilized from 0.22µm filtered solution in PBS (pH 7.4). Normally 8% trehalose is added as protectant before lyophilization.
Reconstitution	Centrifuge the tube before opening. Reconstituting to a concentration more than 100 µg/ml is recommended. Dissolve the lyophilized protein in distilled water.
Storage	-20 to -80°C for 12 months as supplied from date of receipt. -20 to -80°C for 3-6 months in unopened state after reconstitution. 2-8°C for 2-7 days after reconstitution. Recommend to aliquot the protein into smaller quantities for optimal storage. Please minimize freeze-thaw cycles.

## Background

Cluster of differentiation 80 (also CD80 and B7-1) is a protein found on dendritic cells, activated B cells and monocytes that provides a costimulatory signal necessary for T cell activation and survival. It is the ligand for two different proteins on the T cell surface: CD28 and CTLA-4.

## Assay Data

### Tris-Bis PAGE



Cynomolgus B7-1 on Tris-Bis PAGE under reduced condition. The purity is greater than 95%.

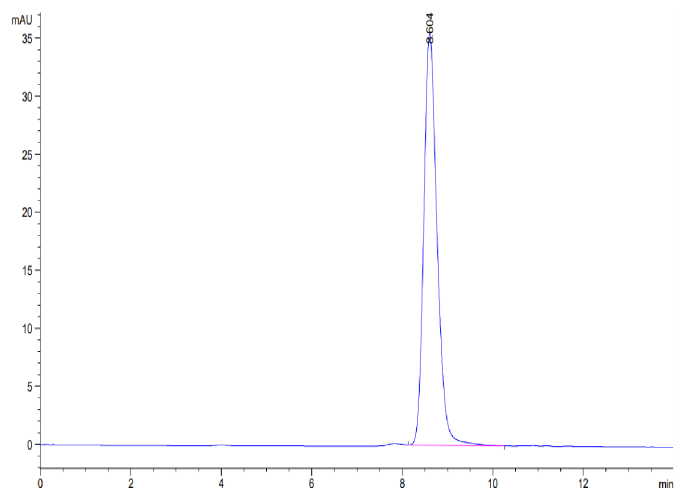
### SEC-HPLC

## Cynomolgus B7-1/CD80 Protein

Cat. No. B71-CM180

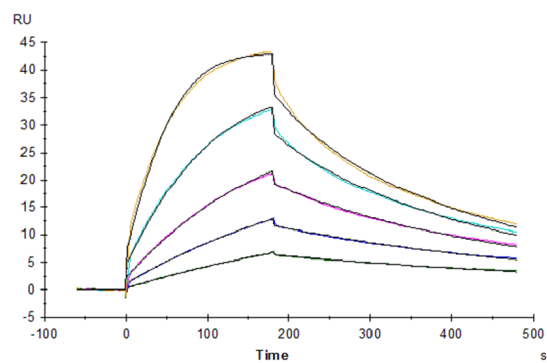


### Assay Data



The purity of Cynomolgus B7-1 is greater than 95% as determined by SEC-HPLC.

### SPR Data



Cynomolgus B7-1, His Tag immobilized on CM5 Chip can bind Cynomolgus CTLA-4, His Tag with an affinity constant of 9.90 nM as determined in SPR assay (Biacore T200).