

**MAA073Hu22**

**Monoclonal Antibody to Interleukin 2 (IL2)**

**Organism Species: *Homo sapiens (Human)***

***Instruction manual***

FOR RESEARCH USE ONLY

NOT FOR USE IN CLINICAL DIAGNOSTIC PROCEDURES

---

12th Edition (Revised in Aug, 2016)

### [ **PROPERTIES** ]

**Source:** Monoclonal antibody preparation

**Host:** Mouse

**Antibody isotype:** IgG2b Kappa

**Purification:** Protein A + Protein G affinity chromatography

**Clone number:** C5

**Traits:** Liquid

**Concentration:** 1mg/ml

**UOM:** 100µl

**Cross Reactivity:** Rat

**Applications:** WB; IHC; ICC; IP.

### [ **IMMUNOGEN** ]

**Immunogen:** Recombinant IL2 (Ala21~Thr153) expressed in *E.coli*

**Accession No.:** RPA073Hu01

### [ **APPLICATIONS** ]

Western blotting: 0.5-3µg/mL;

Immunohistochemistry: 5-30µg/mL;

Immunocytochemistry: 5-30µg/mL;

Optimal working dilutions must be determined by end user.

### [ **FORMULATION** ]

**Form & Buffer:** Supplied as solution form in 0.01M PBS, pH7.4, containing 0.05% Proclin-300, 50% glycerol.

### [ **STORAGE AND STABILITY** ]

**Storage:** Avoid repeated freeze/thaw cycles.

Store at 4°C for frequent use.

Aliquot and store at -20°C for 24 months.

**Stability Test:** The thermal stability is described by the loss rate. The loss rate was determined

by accelerated thermal degradation test, that is, incubate the protein at 37°C for 48h, and no obvious degradation and precipitation were observed. The loss rate is less than 5% within the expiration date under appropriate storage condition.

### [ IDENTIFICATION ]


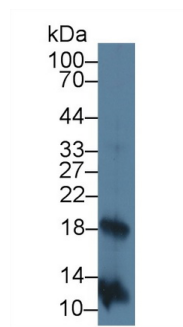
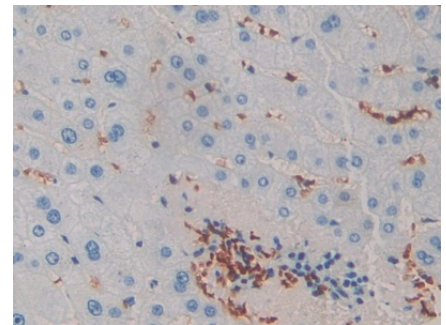


Figure. Western Blot; Sample: Recombinant IL2, Human.



Western Blot; Sample: Rat Stomach lysate; Primary Ab: 3µg/ml Mouse Anti-Human IL2 Antibody; Second Ab: 0.2µg/mL HRP-Linked Caprine Anti-Mouse IgG Polyclonal Antibody (Catalog: SAA544Mu19)



DAB staining on IHC-P; Samples: Human Liver Tissue; Primary Ab: 30µg/ml Mouse Anti-Human IL2 Antibody Second Ab: 2µg/mL HRP-Linked Caprine Anti-Mouse IgG Polyclonal Antibody (Catalog: SAA544Mu19)

### [ IMPORTANT NOTE ]

The kit is designed for research use only, we will not be responsible for any issue if the kit was used in clinical diagnostic or any other procedures.